

P PORCELÁNICO
PORCELAIN TILES

E ESMALTADO
GLAZED

A1 no reacciona al fuego
A1 does not react to fire

<1% / <0,6%
máx 2 mm

E≤0,5%

5,8x10⁻⁶xC⁻¹

>40N/mm²

Coral Bay, Pearl,
Blue Bali PEI 4
Green River PEI 2

clase 5
class 5

Ocean brillo clase 0
Ocean glossy class 0
Ocean mate clase 3
Ocean matt class 3

Ocean brillo-Ocean glossy
A
Ocean mate-Ocean matt
C

Ocean brillo-Ocean glossy
<R9
Ocean mate-Ocean matt
R11

Mate antideslizante
Matt antislip
0,70

sí/yes


✓

✓

✓

V3 moderado
mild

R>2
Reducción
antibacteriana >99 %




OCEAN CORAL BAY 15x15 5.9x5.9"



Ocean

PORCELÁNICOS
PORCELAIN TILES

Los colores son indicativos. Colors are just indicative.



BLUE BALI



CORAL BAY



GREEN RIVER

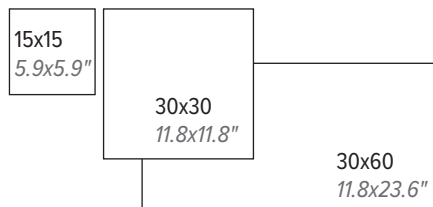


PEARL

15x15 · 30x30 · 30x60 (cm)

5.9x5.9 · 11.8x11.8 · 11.8x23.6 (pulgadas/inches)

Formatos / Sizes




Para información más detallada por formato/color, consultar en la web de la colección.

For more detailed information by format/color, consult the collection's website.

BASE 15x15 5.9x5.9" • TILE 15x15 5.9x5.9"

Mate · Matt

	Cod. 905574 ▶ MC583
	Cod. 905502 ▶ MC583
	Cod. 905503 ▶ MC583
	Cod. 905505 ▶ MC583



Brillo · Glossy


	Cod. 905573 ▶ MC583
	Cod. 905498 ▶ MC583
	Cod. 905499 ▶ MC583
	Cod. 905501 ▶ MC583

147x147x8,5 mm
5.8x5.8x0.3"

BASE 30x30 11.8x11.8" • TILE 30x30 11.8x11.8"


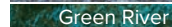
Mate · Matt

	Cod. 905565 ▶ MC479
	Cod. 904803 ▶ MC479
	Cod. 904802 ▶ MC479
	Cod. 905273 ▶ MC479


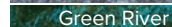



BASE 30x60 11.8x23.6" • TILE 30x60 11.8x23.6"

Mate · Matt


	Cod. 906362 ▶ MC479
	Cod. 906361 ▶ MC479

Brillo · Glossy

	Cod. 906381 ▶ MC479
	Cod. 906380 ▶ MC479



Variaciones tonalidad **
Color scheme



Blue Bali

Coral Bay

Green River


Pearl

** Combinación de 4 piezas para mostrar la destonificación.
** 4 pieces combination to show shade variations.

	Espesor (mm) Thickness (mm)	U.M.*	U.M.		Caja/Box			Palet/Pallet	
			Pzs./Pcs.	Kg.	U.M.	Pzs./Pcs.	Kg.	U.M.	Kg.
Base 15x15 5.9x5.9" Tile 15x15 5.9x5.9"	8,5	m ² sqm	44,44	18,49	0,72	32	13,32	80,64	1519,6
Base 30x30 11.8x11.8" Tile 30x30 11.8x11.8"	10	m ² sqm	11,11	21,54	0,99	11	21,33	71,29	1536
Base 30x60 11.8x23.6" Tile 30x60 11.8x23.6"	10	m ² sqm	2,78	22,53	1,44	4	32,44	60,48	1362,5

* Unidad de Medida. Los artículos medidos en m² o ml se sirven contando la junta normal entre piezas.
* Unit of Measure. Items measured in sqm or lm are delivered assuming average joint between pieces.

Anchora recomendada de la junta de colocación: Consultar pág. 15.
Recommended joint width: See pg. 15.



OCEAN BLUE BALI 15x15 5.9x5.9"



Ocean

PIEZAS ESPECIALES SPECIAL PIECES
Piscinas Swimming pools


Canto romo · Bullnose

Mate · Matt

Blue Bali	Cod. 905566	▶ PZ085
Coral Bay	Cod. 905185	▶ PZ085
Green River	Cod. 905183	▶ PZ085
Pearl	Cod. 905271	▶ PZ085


Brillo · Glossy

Blue Bali	Cod. 905778	▶ PZ085
Coral Bay	Cod. 905188	▶ PZ085
Green River	Cod. 905186	▶ PZ085
Pearl	Cod. 905272	▶ PZ085



147x148x8 mm






Cantonera · External radial tile

Mate · Matt


Blue Bali	Cod. 905567	▶ PZ123
Coral Bay	Cod. 905170	▶ PZ123
Green River	Cod. 905168	▶ PZ123
Pearl	Cod. 905266	▶ PZ123



Rinconera · Internal radial tile

Mate · Matt

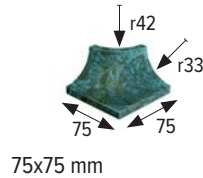
Blue Bali	Cod. 905568	▶ PZ123
Coral Bay	Cod. 905167	▶ PZ123
Green River	Cod. 905165	▶ PZ123
Pearl	Cod. 905265	▶ PZ123



Esq. ext. cantonera · External mitre

Mate · Matt

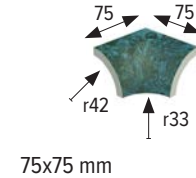
Blue Bali	Cod. 905569	▶ PZ360
Coral Bay	Cod. 905182	▶ PZ360
Green River	Cod. 905180	▶ PZ360
Pearl	Cod. 905270	▶ PZ360



Esq. int. rinconera · Internal mitre

Mate · Matt


Blue Bali	Cod. 905570	▶ PZ360
Coral Bay	Cod. 905179	▶ PZ360
Green River	Cod. 905177	▶ PZ360
Pearl	Cod. 905269	▶ PZ360



Escocia cantonera exterior · Round external mitre

Mate · Matt

Blue Bali	Cod. 905571	▶ PZ283
Coral Bay	Cod. 905176	▶ PZ283
Green River	Cod. 905174	▶ PZ283
Pearl	Cod. 905268	▶ PZ283



Escocia rinconera interior · Round internal mitre

Mate · Matt

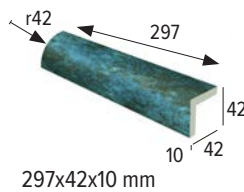
Blue Bali	Cod. 905572	▶ PZ283
Coral Bay	Cod. 905173	▶ PZ283
Green River	Cod. 905171	▶ PZ283
Pearl	Cod. 905267	▶ PZ283



Cantonera transición 30 · External radial transition tile

Mate · Matt


Blue Bali	Cod. 906207	▶ PZ420
Coral Bay	Cod. 906251	▶ PZ420
Green River	Cod. 905867	▶ PZ420
Pearl	Cod. 906253	▶ PZ420



Rinconera transición 30 · Internal radial transition tile

Mate · Matt

Blue Bali	Cod. 906206	▶ PZ420
Coral Bay	Cod. 906252	▶ PZ420
Green River	Cod. 905868	▶ PZ420
Pearl	Cod. 906254	▶ PZ420



	Espesor (mm) Thickness (mm)	U.M.*	U.M.		Caja/Box			Palet/Pallet	
			Pzs./Pcs.	Kg.	U.M.	Pzs./Pcs.	Kg.	U.M.	Kg.
Canto roma Bull nose	8,5	m ² sqm	30	19,79	0,71	30	14,07	59,72	1182
Cantonera External radial tile	-	Pz. Pc.	1	0,34	42	42	14,5	1512	522
Rinconera Internal radial tile	-	Pz. Pc.	1	0,41	35	35	14,2	1260	511
Esq. exterior cantonera External mitre	-	Pz. Pc.	1	0,33	4	4	1,3	-	-
Esq. interior rinconera Internal mitre	-	Pz. Pc.	1	0,33	4	4	1,3	-	-
Escocia cantonera exterior Round external mitre	-	Pz. Pc.	1	0,1	24	24	1,9	-	-
Escocia rinconera interior Round internal mitre	-	Pz. Pc.	1	0,1	24	24	1,9	-	-
Cantonera transición External radial transition tile	-	Pz. Pc.	1	0,48	2	2	0,96	160	76,8
Rinconera transición Internal radial transition tile	-	Pz. Pc.	1	0,41	2	2	0,82	160	65,6

* Unidad de Medida. Los artículos medidos en m² o ml se sirven contando la junta normal entre piezas.
* Unit of Measure. Items measured in sqm or lm are delivered assuming average joint between pieces.

** Consultar datos de embalaje con fábrica
** Ask for packing information to the factory

Anchura recomendada de la junta de colocación: Consultar pág. 15. / Recommended joint width: See pg. 15.

Ocean





OCEAN PEARL 15x15 5.9x5.9"